









FEATURE	XL HEAVY DUTY SPECIAL EDITION	XL SPORT	SPORT	FX4	FX4 MAX	WILDTRAK X
Body Type	Double Cab Chassis	Double Cab Pick-Up	Double Cab Pick-Up	Double Cab Pick-Up	Double Cab Pick-Up	Double Cab Pick-Up
Drivetrains	4x4	4x2	4x4	4x4	4x4	4x4
3.2L TDCi Diesel Engine						
Availability	S	S	S	S	-	S
Engine Type	Inline 5 Cylinder	Inline 4 Cylinder	Inline 5 Cylinder	Inline 5 Cylinder	-	Inline 5 Cylinder
Engine Size (cm ³)	3198	2198	3198	3198	-	3198
Maximum Power	147kW @ 3000rpm	118kW @ 3200rpm	147kW @ 3000rpm	147kW @ 3000rpm	-	147kW @ 3000rpm
Maximum Torque	470Nm @ 1750-2500rpm	385Nm @ 1600-2500rpm	470Nm @ 1750-2500rpm	470Nm @ 1750-2500rpm	-	470Nm @ 1750-2500rpm
Fuel Management System	Turbocharged direct common rail injection	Turbocharged direct common rail injection	Turbocharged direct common rail injection	Turbocharged direct common rail injection	-	Turbocharged direct common rail injection
Combined Fuel Economy (L/100km)(Auto) ¹	8.7	7.8	8.9	8.9	-	8.9
CO ² Emissions (g/km)(Auto) ¹	229	203	234	234	-	234
Fuel Tank Capacity (L)	80	80	80	80	-	80
Fuel Type	Diesel	Diesel	Diesel	Diesel	-	Diesel
Transmission	6 Speed Automatic	6 Speed Automatic	6 Speed Manual, 6 Speed Automatic	6 Speed Manual, 6 Speed Automatic	-	6 Speed Automatic
2.0L Bi-Turbo Diesel Engine						
Availability	-	-	-	O	S	O
Engine Type	-	-	-	Inline 4 Cylinder	Inline 4 Cylinder	Inline 4 Cylinder
Engine Size (cm ³)	-	-	-	1996	1996	1996
Maximum Power	-	-	-	157kW @ 3750rpm	157kW @ 3750rpm	157kW @ 3750rpm
Maximum Torque	-	-	-	500Nm @ 1750-2000rpm	500Nm @ 1750-2000rpm	500Nm @ 1750-2000rpm
Fuel Management System	-	-	-	Turbocharged direct common rail injection	Turbocharged direct common rail injection	Turbocharged direct common rail injection
Combined Fuel Economy (L/100km)(Auto) ¹	-	-	-	7.4	8	7.4
CO ² Emissions (g/km)(Auto) ¹	-	-	-	195	210	195
Fuel Tank Capacity (L)	-	-	-	80	80	80
Fuel Type	-	-	-	Diesel	Diesel	Diesel
Transmission	-	-	-	10 Speed Automatic	10 Speed Automatic	10 Speed Automatic

S = Standard O = Factory Option that can be ordered before a vehicle is manufactured P - Part of a Pack A - Accessory fitted at Ford Dealer

¹ Fuel consumption and emissions as per ADR 81/02 (combined cycle) and to be used for vehicle comparison purposes only. It is unlikely that these fuel consumption and emissions figures will be achieved in real world driving conditions. Actual fuel consumption and emissions will depend on many factors including the driver's habits, prevailing conditions and the vehicle's equipment, condition and use.

						
FEATURE	XL HEAVY DUTY SPECIAL EDITION	XL SPORT	SPORT	FX4	FX4 MAX	WILDTRAK X
Suspension						
Front Suspension	Independent double-wish-bone front suspension with coil-over dampers	Independent double-wish-bone front suspension with coil-over dampers	Independent double-wish-bone front suspension with coil-over dampers	Independent double-wish-bone front suspension with coil-over dampers	2.0-inch monotube FOX shock absorbers with coil springs. Featuring new lock-stop profile steering knuckles, new front jounce bumpers and a 29mm front stabiliser bar	Independent double-wishbone front suspension with coil-over dampers
Rear Suspension	Live axle leaf-spring rear heavy duty suspension and rear dampers	Live axle leaf-spring rear suspension	Live axle leaf-spring rear suspension	Live axle leaf-spring rear suspension	2.0-inch monotube FOX shock absorbers with remote reservoir and leaf springs	Live axle leaf-spring rear suspension
Pick-up Box Dimensions (mm)						
Height - at centreline of axle	-	511	511	511	542	511
Height - floor height to ground	-	835	835	840	871	840
Length - at floor	-	1549	1549	1549	1549	1549
Length - top of box	-	1485	1485	1485	1485	1485
Width - between wheelhouses	-	1139	1139	1139	1139	1139
Width - pick-up box	-	1560	1560	1560	1560	1560
Width - rear opening	-	1330	1330	1330	1330	1330
Exterior Dimensions (mm)						
Length - with rear bumper (where fitted)	5133	5382	5382	5446	5446	5446
Width - exterior mirrors extended	2163	2163	2163	2163	2163	2163
Width - exterior mirrors folded	1977	1977	1977	1977	1977	1977
Width - excluding mirrors	1867	1867	1867	1867	1867	1867
Height	1815	1815	1815	1821	1852	1848
Overhang - Front	928	928	928	928	928	928
Overhang - Rear	985	1234	1234	1226	1226	1226
Track - Front and Rear	1560	1560	1560	1560	1586	1560
Wheelbase	3220	3220	3220	3220	3220	3220
Ground Clearance (unladen, mm)	232	232	232	237	256	237
Wading Depth (mm) ²	800	800	800	800	800	800
Approach Angle (unladen, degrees)	28	28	28	29	31	29
Departure Angle (unladen, degrees)	28	27	27	21	23	21
measured to:	spare tyre	rear bumper on XL Pick-up models	rear bumper	tow bar	tow bar	tow bar
Ramp Breakover Angle (degrees)	24	24	24	25	25	25
Turning Circle - Kerb to Kerb (m)	12.7	12.7	12.7	12.7	12.7	12.7

S = Standard O = Factory Option that can be ordered before a vehicle is manufactured P - Part of a Pack A - Accessory fitted at Ford Dealer

² 2,800mm Water Wading on Ranger models achieved when maintaining a steady speed of 7 km/h.

							
FEATURE	XL HEAVY DUTY SPECIAL EDITION	XL SPORT	SPORT	FX4	FX4 MAX	WILDTRAK X	
Interior Dimensions (mm)							
2nd Row Headroom	986	986	986	986	986	986	
2nd Row Legroom	902	902	902	902	902	902	
2nd Row Shoulder Room	1430	1430	1430	1430	1430	1430	
Front Headroom	1022	1022	1022	1022	1022	1022	
Front Legroom	1058	1058	1058	1058	1058	1058	
Front Shoulder Room	1440	1440	1440	1440	1440	1440	
Vehicle Masses (kg)							
				Bi-Turbo Diesel		3.2L TCDi	Bi-Turbo Diesel
Kerb Weight - Total ³	2012	2018	2191(M) / 2209(A)	2206	2219	2287	2257
Kerb Weight - Front Axle ³	1253	1170	1226(M) / 1244(A)	1217	1229	1291	1236
Kerb Weight - Rear Axle ³	760	848	965	989	990	996	1021
Payload ⁴	1188	1182	1009(M) / 991(A)	994	981	913	943
Gross Vehicle Mass	3200	3200	3200	3200	3200	3200	
Gross Combined Mass	6000	6000	6000	6000	6000	6000	
Maximum Braked Towing Capacity ⁵	3500	3500	3500	3500	3500	3500	
Maximum Axle Load - Front	1480	1480	1480	1480	1480	1480	
Maximum Axle Load - Rear	1850	1850	1850	1850	1850	1850	
Exterior							
Black Nudge Bar	-	-	-	-	S	S	
Black Bedliner	-	S	S	-	-	-	
Factory Fitted Bullbar	S	-	-	-	-	-	
Centre High Mounted Stop Light	-	S	S	S	S	S	
Decal	-	Ranger Sport	Ranger Sport	Unique FX4 side decals and 3D badge on tailgate	FX4 MAX	Wildtrak X	
Ebony Black Fender Flares	-	-	-	-	-	S	
Exterior Door / Tailgate Handles	Black	Black	Black	Bolder Grey	Bolder Grey	Ebony Black	
Exterior Lighting - Darkened Bi-LED Headlamps	-	-	-	S	-	-	
Exterior Lighting - Front Fog Lamps	-	-	Halogen	Halogen	Halogen	LED	
Exterior Lighting - High Performance Bi-LED Headlamps	-	-	-	S	S	S	
Exterior Lighting - LED Daytime Running Lamps	-	-	-	S	S	S	
Exterior Mirrors	Black	Black	Black	Bolder Grey	Bolder Grey	Ebony Black	

S = Standard O = Factory Option that can be ordered before a vehicle is manufactured P - Part of a Pack A - Accessory fitted at Ford Dealer

³ Kerb Weight includes the vehicle with a full tank of fuel, without occupants, luggage or cargo and with all standard equipment. Additional weight of optional features must be taken into account when calculating kerb weight. Vehicle dimensions/weights are approximate and subject to individual variances. Vehicles should be weighed before adding additional load, accessories or towing a trailer to ensure the maximum Gross Vehicle Mass (GVM) and Gross Combined Mass (GCM) are not exceeded. ⁴ Subject to State and Territory regulations. Payload is defined as the Gross Vehicle Mass minus the kerb mass. Payload is the maximum combined value of occupants, cargo, added options, added structures and tow ball download (when towing). GVM must not be exceeded. ⁵ Maximum braked towing capacity when fitted with a genuine Ford Tow Pack. Subject to State and Territory regulations. Further weight restrictions apply, please consult your authorised Ford Dealer and/or refer to the Owner's Manual for guidance.





FEATURE	XL HEAVY DUTY SPECIAL EDITION	XL SPORT	SPORT	FX4	FX4 MAX	WILDTRAK X
Exterior continued.						
Exterior Mirrors - Power Adjustable	S	S	S	S	S	S
Exterior Mirrors - Power Folding & Heated with Turn Indicator	-	-	-	S	S	S
Exterior Mirrors - Puddle Lamps	-	-	-	-	-	S
Front Bumper - Body Colour	S	S	S	S	S	S
Front Bumper Insert - Accent Ebony Black	-	-	-	-	-	S
Grille	Black	Black	Ebony Black	FX4 Mesh - Ebony Black	Black with F-O-R-D Lettering	Ebony Black with Saber Inserts
Illuminated Scuff Plates for Front Doors	-	-	-	-	-	S
LED Light Bar	-	-	-	-	-	S
Mud Flaps - Front and Rear	S	S	S	S	S	S
Privacy Glass	-	-	-	S	S	S
Rear Bumper	-	Black	Black	Bolder Grey	Bolder Grey	Ebony Black
Rear Sports Bar	-	Black Tubular	Black Tubular	Long-Legged Black Tubular	Long-Legged Black Tubular	Sailplane
Side Steps	Black	Black	Black	Black	Off-Road Hoop Design with Non-Slip Finish	Black
Solid Wheel Nuts	S	-	-	-	-	-
Factory Fitted Snorkel	S	-	-	-	-	-
Factory Fitted Tow Bar	-	-	-	S	S	S
Wheel Arch Mouldings	-	-	-	S	S	-
Wheels	17" Black Steel Wheels with 17" Continental All Terrain Tyres	16" Black Alloys	17" Black Alloys	18" Alloy Wheels Ebony Black	17" Bolder Grey Alloys with 32" BF Goodrich All-Terrain T/A ® KO2 (265/70 R17) Tyres	18" Alloy with 35mm offset
Load Box Elements						
Drop-In Bedliner	-	S	S	S	S	S
12V Socket in Rear Tub	-	-	-	S	S	S
Load Box Illumination	-	S	S	S	-	S
Power Roller Shutter	-	-	-	-	-	S
Tailgate Lock	-	Manual	Manual	Manual	Manual	Power
Tailgate with Lift Assistance	-	S	S	S	S	S
Tough Bed Spray-In Bedliner	-	O	O	O	-	-



FEATURE	XL HEAVY DUTY SPECIAL EDITION	XL SPORT	SPORT	FX4	FX4 MAX	WILDTRAK X
Seating						
6-way Manual Driver Seat Adjustment	S	S	S	S	S	-
6-way Power Driver Seat Adjustment (plus Lumbar Support)	-	-	-	-	-	S
FX4 Embroidered Seats with Leather Accents	-	-	-	S	-	-
FX4 MAX Embroidered Seats with Leather Accents & Miko Suede Inserts	-	-	-	-	S	-
Heated Front Seats	-	-	-	-	-	S
Wildtrak Leather Accented Seats (Black with Saber Accent Stripe)	-	-	-	-	-	S
Comfort and Convenience						
Acoustic Windshield	-	-	-	S	S	S
Ambient Lighting - Multi-Colour	-	-	-	-	-	S
Auxillary 12V Power Outlet - Lower Dashboard	S	S	S	S	S	S
Auxillary 12V Power Outlet - Rear of Centre Console	-	-	-	S	S	S
Centre Console - Single Lid with 2 Cup Holders	S	S	S	S	S	S
Child Seat Upper Anchorage Points (x 2)	S	S	S	S	S	S
Child Seat ISOFIX Anchorage Points (x 2)	S	S	S	S	S	S
Climate Control	Single Zone Manual	Single Zone Manual	Dual Zone Automatic	Dual Zone Automatic	Dual Zone Automatic	Dual Zone Automatic
Floor Coverings	Vinyl	Vinyl	Carpet	Carpet	Carpet	Carpet
Floor Mats	-	-	Driver Only	Unique FX4 Branded Front Carpet Mats	All Weather	Driver & Front Passenger
Headlamps - Auto On/Off Function	S	S	S	S	S	S
Instrumentation Screen	Single 4.2"	Single 4.2"	Single 4.2"	Single 4.2"	Single 4.2"	Dual 4.2"
Leather Wrapped Steering Wheel & Gear Knob	-	-	-	S	S	S
Power Front Windows (Auto Driver)	S	S	S	S	S	S
Power Rear Windows	S	S	S	S	S	S
Premium Ebony Black 'Soft Top' IP	-	-	-	S	-	-
Rain Sensing Windscreen Wipers	-	-	-	S	S	S
Rear Window Defrost	S	S	S	S	S	S
Rear View Mirror - Electrochromatic	-	-	-	-	-	S
Rear View Mirror - Manual Day/Night Inside	S	S	S	S	S	-
Red Stitching - Instrument Panel, Steering Wheel, Gear Shifter, Centre Console, Seat & Door Trim & Floor Mats	-	-	-	S	-	-
Upfitter Auxiliary Switch Pack	-	-	-	-	S	-
Windscreen Mounted USB Port	S	S	S	S	S	S

S = Standard O = Factory Option that can be ordered before a vehicle is manufactured P - Part of a Pack A - Accessory fitted at Ford Dealer

6. Apple CarPlay / Android Auto requires phone with compatible version of Apple iOS / Android™ (as applicable), active data service, and connection cable (sold separately). SYNC® does not control Apple CarPlay / Android Auto while in use. Apple / Google and other third parties are responsible for their respective functionality. Message and data rates may apply. Apple CarPlay, Siri Eyes Free, iPod and iPhone are trademarks of Apple Inc. registered in the US and other countries. Android Auto and Google Maps are trademarks of Google Inc. Ford Applink® is available on selected SYNC® models and is compatible with select smartphone platforms. Warning: Local laws prohibit some phone functions while driving. Check your local road rules before using these functions. 7. Bluetooth® is a registered trademark of Bluetooth SIG, Inc. and is under license. Some phones not compatible.

						
FEATURE	XL HEAVY DUTY SPECIAL EDITION	XL SPORT	SPORT	FX4	FX4 MAX	WILDTRAK X
Audio and Communication						
6 Speakers (2 Tweeters, 4 Woofers)	S	S	S	S	S	S
8" Colour Touch Screen	S	S	S	S	S	S
AM/FM Stereo Radio	S	S	S	S	S	S
Apple CarPlay & Android Auto ⁶	S	S	S	S	S	S
Bluetooth® with Phone/Audio Streaming ⁷	S	S	S	S	S	S
DAB+ Digital Radio	-	-	S	S	S	S
FordPass Connect - Embedded Modem ⁸	S	S	S	S	S	S
Satellite Navigation with Traffic Message Channel ⁹	-	-	S	S	S	S
SYNC®3 ¹⁰	S	S	-	-	-	-
SYNC®3 with Voice-Activated Controls ¹⁰	-	-	S	S	S	S
USB Ports x 2	S	S	S	S	S	S
Safety, Security and Driver Assistance						
3 Point Lap Sash Seat Belt - All Positions	S	S	S	S	S	S
Alarm with Perimeter, Interior Motion and Vehicle Inclination Sensors	-	-	S	S	S	S
Active Park Assist ¹¹	-	-	-	O	O	S
Adaptive Cruise Control ¹¹	-	-	-	S	S	S
Adjustable Speed Limiter ¹¹	S	S	S	S	S	S
Airbags - Driver and Front Passenger	S	S	S	S	S	S
Airbags - Front Seat Side	S	S	S	S	S	S
Airbags - Side Curtain (Full Length)	S	S	S	S	S	S
Anti-Lock Braking System (ABS)	S	S	S	S	S	S
Auto High Beam	S	S	S	S	S	S
Autonomous Emergency Braking (AEB) with Pedestrian Detection ¹¹	S	S	S	S	S	S
Beltminder™ - All Positions	S	S	S	S	S	S
Cruise Control ¹¹	S	S	S	S	S	S

S = Standard O = Factory Option that can be ordered before a vehicle is manufactured P - Part of a Pack A - Accessory fitted at Ford Dealer

8. Use of FordPass is subject to the FordPass Terms and Privacy Policy and the Connected Vehicle Terms and Privacy Policy available on ford.com.au/fordpass and requires a compatible mobile device, internet access and software (including software updates from time to time). You are responsible for internet access, mobile network data and voice call services required for your use of the FordPass App on your mobile device, including associated fees. The FordPass Connect Modem and FordPass App can only work when connected to the telecommunications network. Ford cannot guarantee that FordPass will be in fully operating condition at all times and the FordPass App may be unavailable or particular FordPass services interrupted. Ford is not responsible for any limitations or restrictions of the telecommunications network or of your mobile device. 9. Traffic Message Channel is currently provided through an arrangement with Intelmatics Australia Pty Ltd (Intelematics). The ongoing provision of this feature cannot be guaranteed if Ford's arrangements with Intelmatics cease for any reason. 10. SYNC®3 features may not be compatible with all phones. For compatibility, see ford.com.au/sync. 11. Driver-assist features are supplemental and do not replace the driver's attention, judgment and need to control the vehicle. May not operate in some driving and road conditions (including at certain speeds) or adverse weather. 12. Emergency Assistance feature needs a paired and in range mobile phone. Can activate in the event of a crash which deploys an airbag or activates the fuel pump shut off.



FEATURE	XL HEAVY DUTY SPECIAL EDITION	XL SPORT	SPORT	FX4	FX4 MAX	WILDTRAK X
Safety, Security and Driver Assistance continued.						
Driver Impairment Monitor	S	S	S	S	S	S
Dynamic Stability Control (DSC) ¹¹	S	S	S	S	S	S
Emergency Assistance ¹²	S	S	S	S	S	S
Emergency Brake Assist	S	S	S	S	S	S
Emergency Brake Light	S	S	S	S	S	S
Heavy Duty Suspension	S	-	-	-	-	-
Hill Descent Control ¹¹	S	S	S	S	S	S
Hill Launch Assist ¹¹	S	S	S	S	S	S
Lane Keeping Aid ¹¹	S	S	S	S	S	S
Load Adaptive Control	S	S	S	S	S	S
MyKey [®]	-	-	-	S	S	S
Parking Sensors - Front	-	-	S	S	S	S
Parking Sensors - Rear	-	S	S	S	S	S
Rear Differential - eLocking	S	O	S	S	S	S
Rear View Camera ¹¹	S	S	S	S	S	S
Remote Keyless Entry - 1 Fob Provided	S	S	-	-	-	-
Roll Over Mitigation ¹¹	S	S	S	S	S	S
Smart Keyless Entry with Push Button Start	-	-	S	S	S	S
Traction Control System ¹¹	S	S	S	S	S	S
Traffic Sign Recognition ¹¹	S	S	S	S	S	S
Trailer Sway Control	S	S	S	S	S	S
Tyre Pressure Monitoring System	-	-	-	S	S	S
Regular Production Options						
Decal Package	-	-	-	-	O	-
Prestige Paint	-	O	O	O	O	O
Technology Pack (Active Park Assist) ¹¹	-	-	-	O	O	-
Tough Bed Spray-In Bedliner	-	O	O	O	-	-

S = Standard O = Factory Option that can be ordered before a vehicle is manufactured P - Part of a Pack A - Accessory fitted at Ford Dealer

¹¹. Driver-assist features are supplemental and do not replace the driver's attention, judgment and need to control the vehicle. May not operate in some driving and road conditions (including at certain speeds) or adverse weather.